

Audio Limiter

■ GENERAL DESCRIPTION

The **NJM2761** is the audio limiter for speaker protection.
 The limit level is adjustable by external resistor.
 It is suitable for PC, portable audio and others.

■ PACKAGE OUTLINE



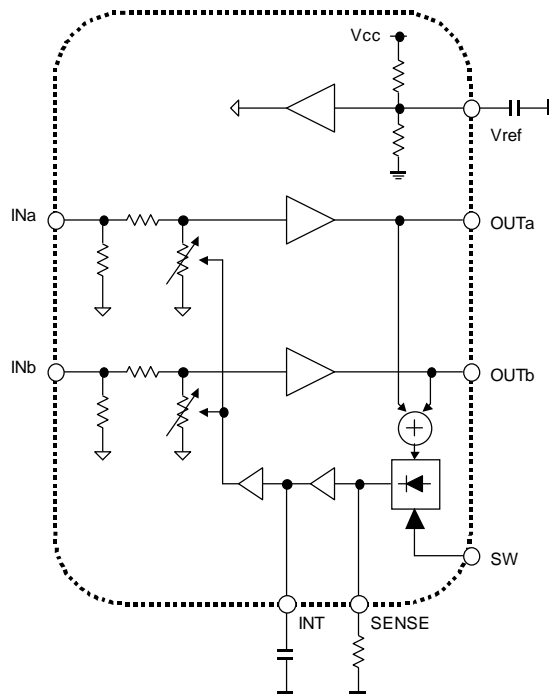
NJM2761RB2

NJM2761V

■ FEATURES

- Wide Operating Voltage +2.7V to +13.0V
- Variable Limit Level by external resistor 0.2 to 1V
- Low Output Noise -90dBV max.
- Bipolar Technology
- Package Outline TVSP10, SSOP14

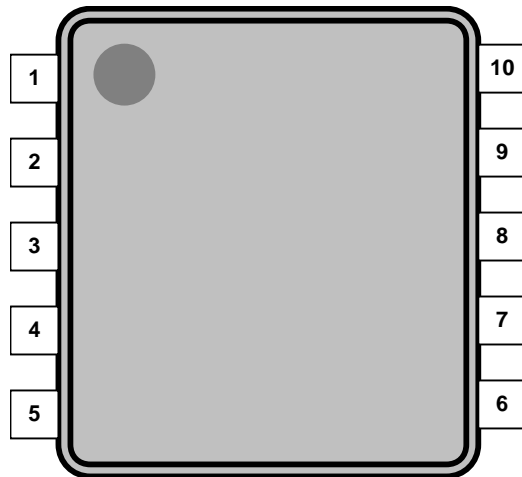
■ BLOCK DIAGRAM



NJM2761

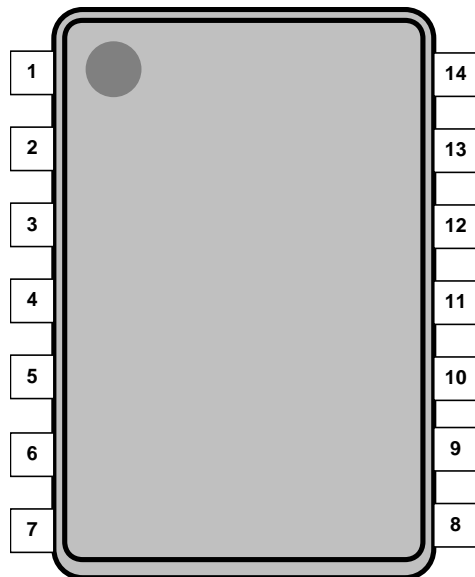
■ PIN CONFIGURATION

TVSP10



1. V+
2. OUTa
3. INa
4. INT
5. VREF
6. SENCE
7. SW
8. INb
9. OUTb
10. GND

SSOP14



1. V+
2. OUTa
3. INa
4. INT
5. VREF
6. NC
7. NC
8. NC
9. NC
10. SENCE
11. SW
12. INb
13. OUTb
14. GND

■ABSOLUTE MAXIMUM RATING (Ta=25°C)

PARAMETER	SYMBOL	RATINGS	UNIT
Supply Voltage	V ⁺	14	V
Power Dissipation	P _D	320(TVSP10) 300(SSOP14)	mW
Operating Temperature Range	T _{opr}	-20 to +75	°C
Storage Temperature Range	T _{stg}	-40 to +125	°C

■ELECTRICAL CHARACTERISTICS

● POWER SUPPLY (Ta=25°C, V⁺=5V unless otherwise specified)

PARAMETER	SYMBOL	TEST CONDITION	MIN.	TYP.	MAX.	UNIT
Operating Voltage	V ⁺	-	2.7	5.0	13.0	V
Operating Current	I _{CC}	No Signal	-	1.5	2.0	mA
Reference Voltage	V _{ref}	No Signal	2.2	2.5	2.7	V

● AC CHARACTERISTICS

(Ta=25°C, V⁺=5V, V_{IN}=1Vrms/f=1kHz, R_{sense}=20kΩ, BW=400-30kHz unless otherwise specified)

PARAMETER	SYMBOL	TEST CONDITION	MIN.	TYP.	MAX.	UNIT
Limit Level 1	G _{LIM1}		150	200	250	mVrms
Limit Level 2	G _{LIM2}	V ⁺ =13V, R _{sense} =4kΩ, V _{IN} =2Vrms	0.7	1.0	1.3	Vrms
Limit Off	G _{OFF}	SW=2V	0.9	1.0	1.1	Vrms
Output Noise	V _{NO}	R _S =0Ω, A-weighting,	-	-100 (10)	-90 (31.6)	dBV (μVrms)
Total Harmonic Distortion	THD+N		-	-	1	%
Cross Talk	CT		-	-	-70	dB
Ripple Rejection	RR	V _{ripple} =100mVrms, f=1kHz	-	-	-70 (316)	dBV (μVrms)

● CONTROL CHARACTERISTICS (Ta=25°C, V⁺=5V unless otherwise specified)

PARAMETER	SYMBOL	TEST CONDITION	MIN.	TYP.	MAX.	UNIT
Low Level Input Voltage	V _{IL}	-	-	-	0.5	V
High Level Input Voltage	V _{IH}	-	2.0	-	-	V


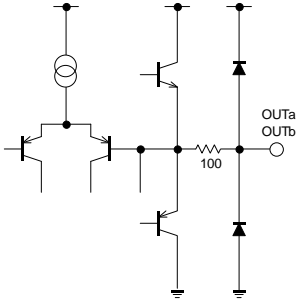
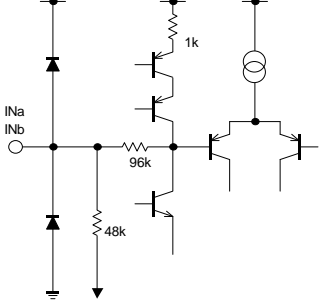
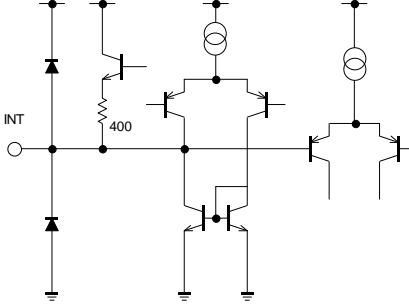
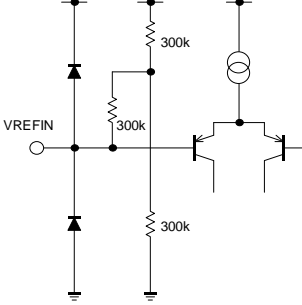
■CONTROL TERMINAL EXPLANATION

SW(TVSP10:7pin, SSOP14:11pin)

MODE	STATUS	NOTE
Limiter ON	L	Limiter is active.
Limiter OFF	H	Limiter is not active.

NJM2761

■ TERMINAL DESCRIPTION

No. TVSP10(SSOP14)	SYMBOL	FUNCTION	EQUIVALENT CIRCUIT	VOLTAGE
1	V+	Power Supply Terminal		-
2 9(13)	OUTa OUTb	Ach Output Terminal Bch Output Terminal		V+/2
3 8(12)	INa INb	Ach Input Terminal Bch Input Terminal		V+/2
4	INT	Smoothing Capacitor Connection Terminal		0.7V
5	VREFIN	Reference Voltage Stabilizing Capacitor Connection Terminal		V+/2

■TERMINAL DESCRIPTION

No. TVSP10(SSOP14)	SYMBOL	FUNCTION	EQUIVALENT CIRCUIT	VOLTAGE
6(10)	SENSE	Resister Connection Terminal for Limit Level Setting		0V
7(11)	SW	Limiter ON/OFF Switch		-
10(14)	GND	Ground Terminal		-

买芯片，选正品，找泰德兰电子

深圳市泰德兰电子有限公司 香港富研科技有限公司

深圳地址：深圳市福田区彩田南路 2010 号中深花园大厦 A 座六层

香港地址：香港葵涌青山公路葵涌段 313 號天際中心 15 樓 1506 室

公司座机：0755-83322522 官方网站：www.icbest.com

主营：电源芯片 / 锂保 / MOS/EEPROM/MCU/ 传感器 / 运放及比较器 / 马达驱动等